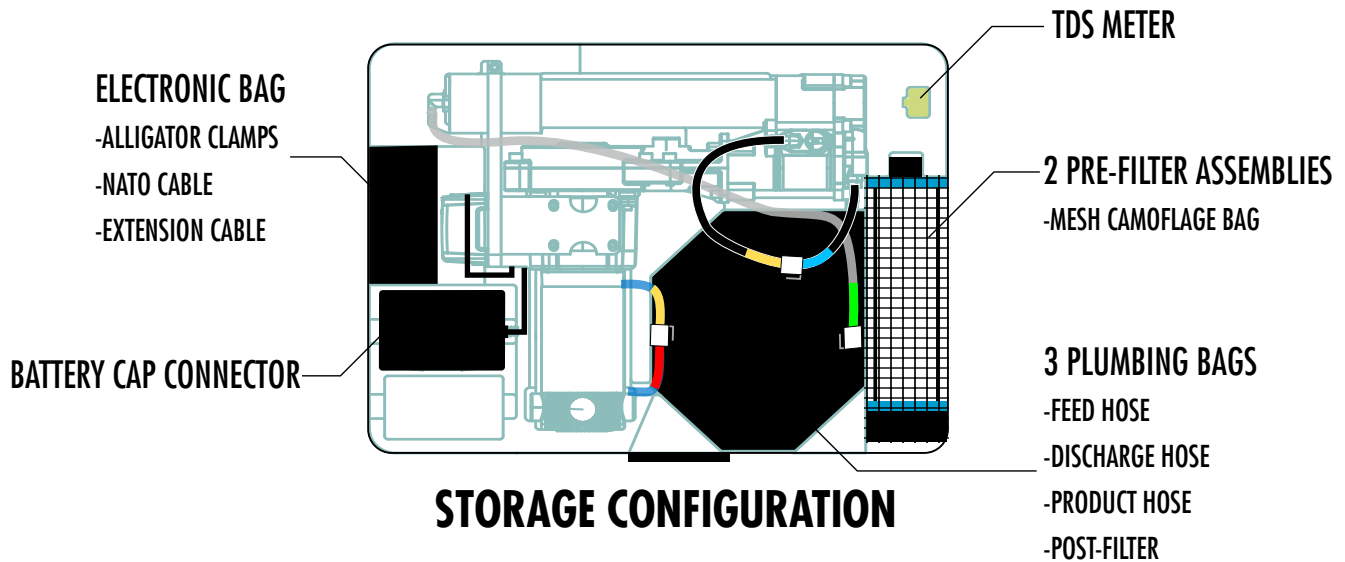


TROUBLESHOOTING

SYMPTOM	CAUSE	REMEDY
Motor/Piston Not Moving	Cables not plugged in properly	Unplug all cable connections, then plug back in. Check cable ferrules are properly inserted into DC/DC converter.
	Solar not providing enough power	Orient solar panels perpendicular to sun rays or switch to another power supply
No water rejected or produced	Intake out of water	Place pre-filter back in water or change location of adjustable hose weight
	Intake filter blocked/too dirty	Unscrew old intake filter and screw on provided second filter or clean by spraying water
No freshwater	Pressure relief valve not sealed	Close pressure relief valve
	Air bubble in watermaker	While running, tilt the watermaker to the left 30° then to the right 30°. Repeat 4 times.
Salty product water	System needs time to stabilize	Sample water regularly for up to 45 minutes
	Handheld test read inaccurately	Ensure $\times 10$ is not seen in corner of window

QUICKSTART GUIDE



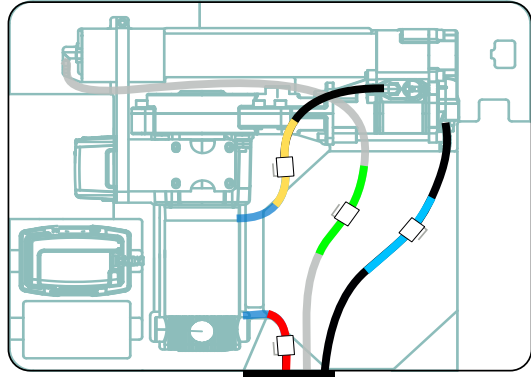
KATADYN®
HFD-PS40 Land Warfare Universal Watermaker
Quickstart Guide




1. CONNECT PLUMBING:

1.1 COLOR MATCH HOSE EXTENSIONS

DISCHARGE COOLING PRODUCT FEED

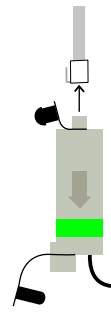


OPERATING CONFIGURATION

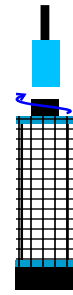


USE KEY TO OPEN PORT

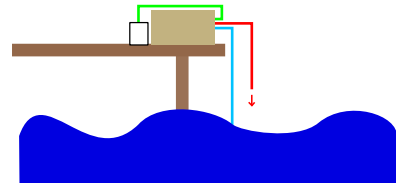
1.2 ADD POST-FILTER TO PRODUCT LINE (IN CASE OR AT END OF LINE)



1.3 ADD PREFILTER TO FEED



1.4. PUT FEED HOSE END IN SOURCE WATER AND PRODUCT HOSE END IN CONTAINER

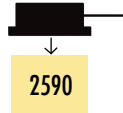


2. CONNECT TO POWER:

2.1 CHOOSE ONE POWER SOURCE

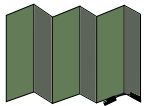
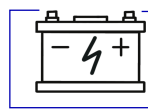


2.2 ATTACH CORRESPONDING CONNECTOR



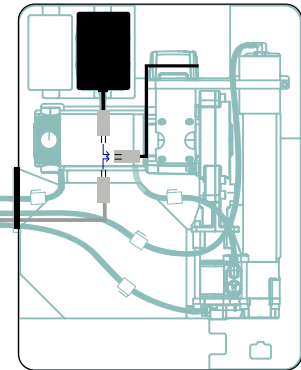
PLACE BATTERY WITH CONNECTOR IN FOAM CUTOUT

2.4 CONFIRM INTAKE IS SUBMERGED, THEN CONNECT PLUG TO WATERMAKER



ORIENT PERPENDICULAR TO SUNRAYS

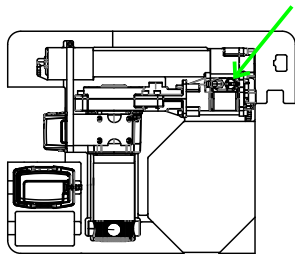
2.3 CONNECT EXTENSION CORD




★ TOOLS AND INSTRUCTIONS FOR MANUAL POWER UNDER WATERMAKER

3. STARTUP PROCEDURE:

3.1 IMMEDIATELY OPEN PRESSURE RELIEF VALVE UPON POWER UP



3.2 WAIT 10 MINUTES FOR CHEMICAL FLUSH, THEN CLOSE PRESSURE RELIEF VALVE



3.3 BEGIN SAMPLING WATER WITH TDS METER. STORE WHEN POTABLE.

